



District Report Card: 2017


State: Delhi	District: North East Delhi
Class: 3	Subject: Mathematics
Schools: 58	Students: 1031


Participation/Coverage


Students

<div>GENDER</div> <div></div>	Boys		Girls	
	Number	%	Number	%
	469	45.49	562	54.51

<div>AREA</div> <div></div>	Rural		Urban	
	Number	%	Number	%
	199	19.30	832	80.70

<div>CATEGORY</div> <div></div>	SC		ST		OBC		GEN	
	Number	%	Number	%	Number	%	Number	%
	149	14.45	26	2.52	114	11.06	742	71.97

<div>CWSN</div> <div></div>	LD	VI	HI	S&LD	ID	Oth
	0	1	0	0	2	16

<div>Management</div> <div></div>	Government		Government-aided	
	Number	%	Number	%
	1031	100.00	0	0.00

Average Performance of Students in Mathematics (%)

Overall	Gender		Area		Management		Social Group			
	Male	Female	Rural	Urban	Govt.	Aided	SC	ST	OBC	GEN
51.52	49.64	53.10	58.22	49.92	51.52	0.00	46.53	56.92	53.57	52.02

Performance on Learning Outcomes (LOs)

Learning Outcomes	Description	Average Performance(%)
M301	Reads and writes numbers up to 999 using place value	49.37
M302	Compares numbers up to 999 based on their place values	59.55
M303	Solves simple daily life problems using addition and subtraction of three digit numbers with and without regrouping	40.61
M304	Constructs and uses the multiplication facts (up till 10) in daily life situations	52.86
M305	Analyses and applies an appropriate number operation in the situation/ context	42.10
M306	Explains the meaning of division facts by equal grouping/sharing and finds it by repeated subtraction	51.12
M309	Identifies and makes 2D-shapes by paper folding, paper cutting on the dot grid, using straight lines etc.	68.29
M311	Fills a given region leaving no gaps using a tile of a given shape	39.25
M312	Estimates and measures length and distance using standard units like centimeters or meters & identifies relationships	44.02
M317	Reads the time correctly to the hour using a clock/watch	65.57
M318	Extends patterns in simple shapes and numbers	45.29
M319	Records data using tally marks, represents pictorially and draws conclusions	62.37

Range of Performance of Students who Answered Correctly							
Below 30%		30% - 50%		50% - 75%		Above 75%	
Number	%	Number	%	Number	%	Number	%
227	22.02	297	28.81	299	29.00	208	20.17

Lowest Performing Learning Outcomes (LOs)

- 1 - Fills a given region leaving no gaps using a tile of a given shape (39.25)
- 2 - Solves simple daily life problems using addition and subtraction of three digit numbers with and without regrouping (40.61)
- 3 - Analyses and applies an appropriate number operation in the situation/ context (42.10)
- 4 - Estimates and measures length and distance using standard units like centimeters or meters & identifies relationships (44.02)
- 5 - Extends patterns in simple shapes and numbers (45.29)